



# Nuance® PowerShare™ Network

## Easy Upload

## Nuance® PowerShare™ Network

### Using the Easy Uploader

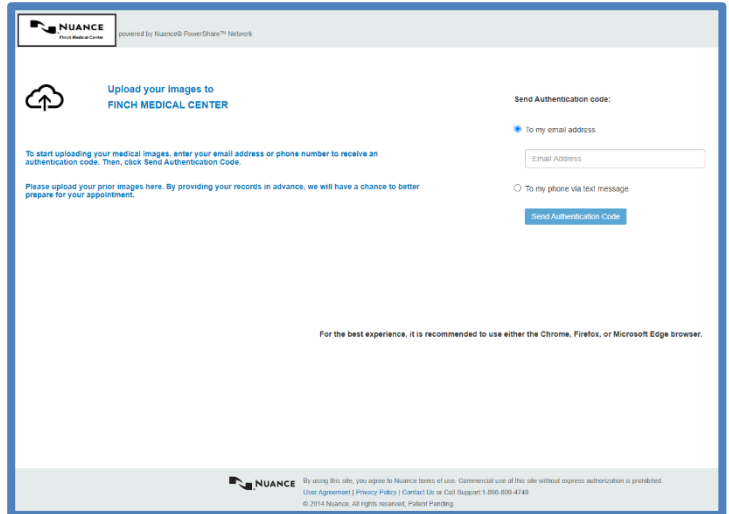
For the best experience, it is recommended to use either the Chrome, Firefox, or Microsoft Edge browser.

<https://widgets.nuancepowershare.com/easyupload/BaptistMSImaging>

This is a **secure, HIPAA-compliant** and convenient method for transferring your medical images and documents.

Navigate to the Easy Uploader using the URL you received from your hospital.

Note: There might be unique instructions provided by your hospital. If so, it will be on the left side of your screen in Blue.





# Nuance® PowerShare™ Network

## Easy Upload

Before uploading, you need to request an Authentication Code by providing either your email address or your phone number.

powered by Nuance® PowerShare™ Network

Upload your images to  
FINCH MEDICAL CENTER

To start uploading your medical images, enter your email address or phone number to receive an authentication code. Then, click **Send Authentication Code**.

Please upload your prior images here. By providing your records in advance, we will have a chance to better prepare for your appointment.

Send Authentication code:

To my email address

To my phone via text message

Email Address

Send Authentication Code

For the best experience, it is recommended to use either the Chrome, Firefox, or Microsoft Edge browser.

By using this site, you agree to Nuance terms of use. Commercial use of this site without express authorization is prohibited.  
User Agreement | Privacy Policy | Contact Us or Call Support 1 855 859 4145  
© 2014 Nuance. All rights reserved. Please e-mail us.

Once you receive the code, provide the code on the following screen.

Note: Your authentication code expires in 5 minutes.

Check the box to agree to the Terms and Conditions and the HIPAA Agreement.

Click Confirm Authentication Code.

powered by Nuance® PowerShare™ Network

Upload your images to  
FINCH MEDICAL CENTER

Enter the authentication code that was sent to you and click **Confirm Authentication Code**.

Please upload your prior images here. By providing your records in advance, we will have a chance to better prepare for your appointment.

Phone Number \*

+1

Authentication Code

If you do not receive a code within a few minutes, request a new code.

Request a new code

I have read and accept the Terms and Conditions and HIPAA Agreement

Confirm Authentication Code or Cancel

By using this site, you agree to Nuance terms of use. Commercial use of this site without express authorization is prohibited.  
User Agreement | Privacy Policy | Contact Us or Call Support 1 855 859 4145  
© 2014 Nuance. All rights reserved. Please e-mail us.



# Nuance® PowerShare™ Network

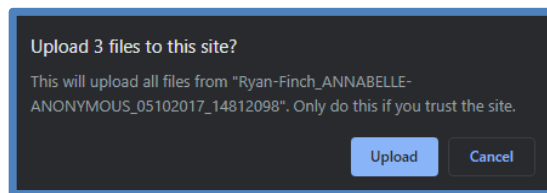
## Easy Upload

The uploader will open in the same window.

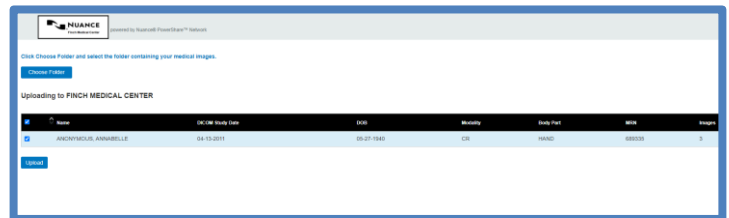
Click the **Choose Folder** button and select the CD or directory containing the files you wish to upload.



Click Upload if applicable.

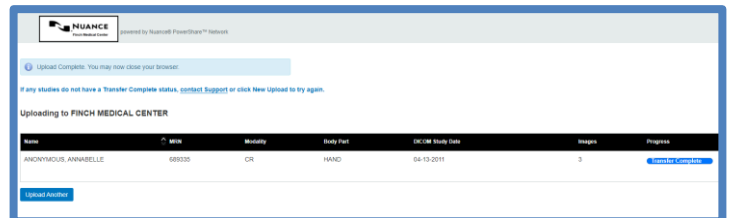


Click the Upload button.



You will receive a Transfer Complete notice in the progress bar.

Note: There might be unique post upload instructions provided by your hospital. If so, it will be on the top left side of your screen in Blue.



You can now close the screen or click upload another to repeat the upload process.